

YASIR MAHMOOD SECURITIES (PVT.) LIMITED
STATEMENT OF FINANCIAL POSITION (UNAUDITED)
AS AT DECEMBER 31, 2018

Unaudited Dec 31, 2018 Rupees	Audited Jun 30, 2018 Rupees
-------------------------------------	-----------------------------------

ASSETS

NON CURRENT ASSETS

Property and equipment	1,820,812	1,943,744
Intangible assets	7,756,194	7,814,167
Long term investments	9,168,970	9,168,970
Long term deposits	2,227,500	2,227,500
Deferred taxation	-	-
	20,973,476	21,154,381

CURRENT ASSETS

Trade debts	1,689,376	6,712,477
Investment at fair value through profit and loss	18,514,299	18,106,127
Loans and advances	460,327	451,521
Trade deposits, short term prepayments and current account balances with statutory authorities	5,651,925	1,555,537
Other receivable	-	-
Interest accrued	152,533	73,240
Cash and bank balances	47,624,335	35,735,391
	74,092,795	62,634,293
	95,066,271	83,788,674

EQUITY AND LIABILITIES

SHARE CAPITAL AND RESERVES

Share capital	45,001,000	45,001,000
Un-appropriated profit	2,540,721	4,630,326
Fair value adjustment reserve	(8,069,067)	(8,069,067)
	39,472,654	41,562,259

NON CURRENT LIABILITIES

Deferred taxation	149,372	149,372
-------------------	---------	---------


CURRENT LIABILITIES

Deposits, accrued liabilities and advances	207,726	274,297
Trade and other payable	44,925,248	38,555,360
Accrued interest	409,677	298,933
Loan from banking company	9,901,594	2,948,453
Provision for taxation	-	-
	55,444,245	42,077,043

CONTINGENCIES AND COMMITMENTS


-	-
95,066,271	83,788,674



CHIEF EXECUTIVE


DIRECTOR

YASIR MAHMOOD SECURITIES (PVT.) LIMITED
PROFIT AND LOSS ACCOUNT (UNAUDITED)
FOR THE YEAR ENDED DECEMBER 31, 2018

	Unaudited Dec 31, 2018 Rupees	Audited Jun 30, 2018 Rupees
Brokerage and commission	4,438,557	9,019,072
Capital loss on investment in listed securities	(346,820)	(118,625)
	4,091,737	8,900,447
Direct cost	(1,305,701)	(1,935,004)
	2,786,036	6,965,443
Operating expenses	(8,042,825)	(14,374,607)
Other operating expenses	-	(5,975,590)
Other operating income	3,926,051	4,147,865
	(4,116,774)	(16,202,332)
OPERATING LOSS	(1,330,738)	(9,236,889)
Finance cost	(758,867)	(904,374)
LOSS BEFORE TAXATION	(2,089,605)	(10,141,263)
Taxation	-	(1,487,372)
LOSS FOR THE PERIOD	(2,089,605)	(11,628,635)
-----R u p e e s-----		
EARNINGS PER SHARE-BASIC AND DILUTED	(0.46)	(2.58)


CHIEF EXECUTIVE


DIRECTOR